

UNENCLOSED STRAIGHT-THRU PLATFORM (NO PIT)

VPL-3100/VPL-3200B SERIES VERTICAL PLATFORM LIFT

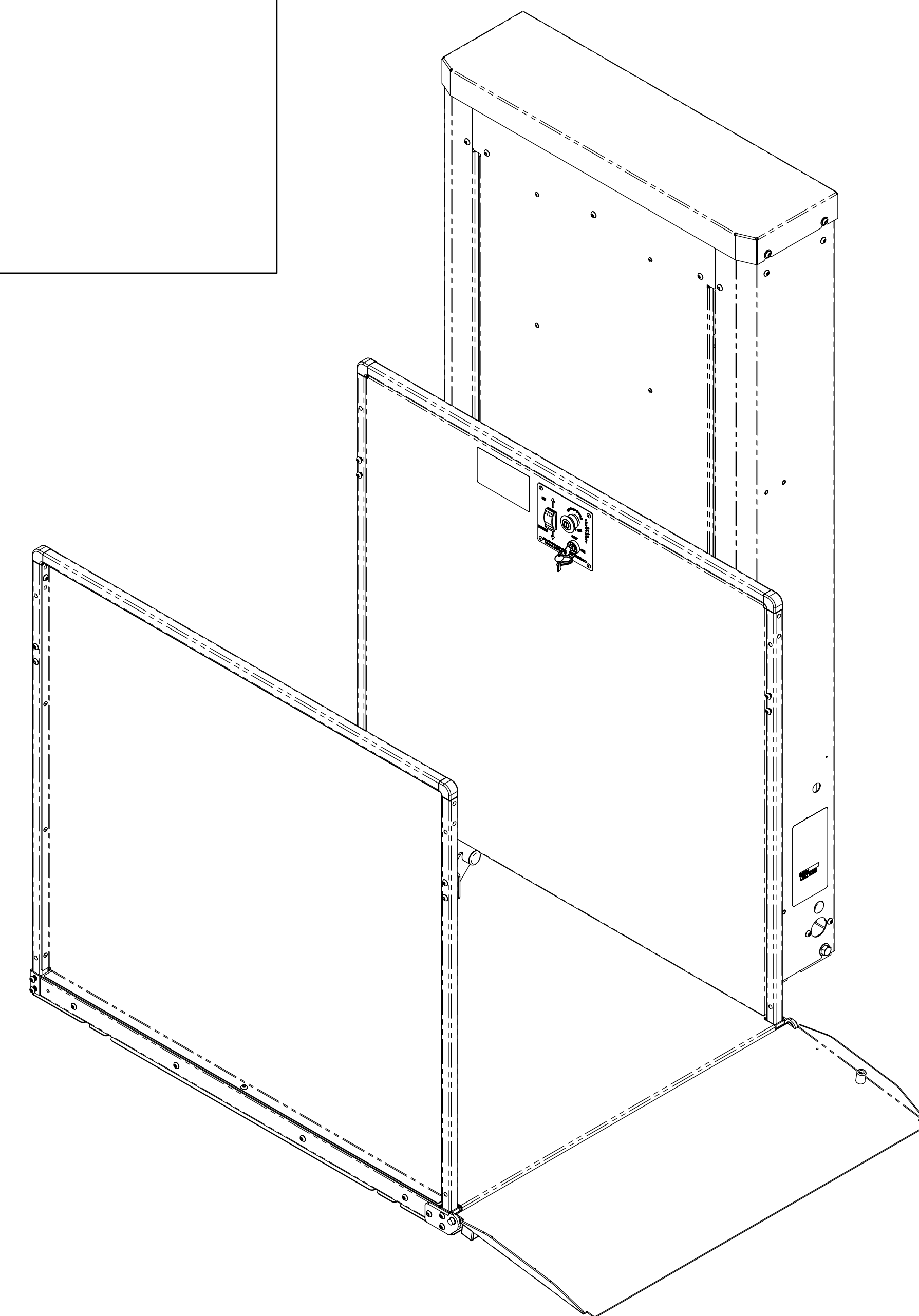
TECHNICAL DATA/SPECIFICATIONS

RATED LOAD:	750 lbs maximum.
INPUT POWER SOURCE:	
-AC POWERED UNIT:	110-120 Volt 8 Amp 60 Hz dedicated service.
-DC BATTERY POWERED UNIT:	110-120 Volt 3 Amp 60 Hz battery charger.
DRIVE:	
-AC POWERED UNIT:	1/2 hp motor, 1750 rpm, 90 VDC, continuous duty.
-DC BATTERY POWERED UNIT:	VPL-3100B: 1/2 hp motor, 1750 rpm, 24 VDC, continuous duty. VPL-3200B: 1 hp motor, 1750 rpm, 24 VDC, continuous duty.
INTERMEDIATE REDUCTION:	Dual 4L style Poly-V belts and pulleys, 3.94:1 pulley reduction.
FINAL DRIVE:	VPL-3100: 1" dia. ACME screw w/bronze nut and bronze safety back up nut. VPL-3200B: 1.25" dia. ACME screw w/bronze nut and bronze safety back up nut.
MOTOR CONTROLLER:	
-AC POWERED UNIT:	24 VAC Relay control.
-DC BATTERY POWERED UNIT:	24 VDC Relay control.
SPEED:	
-AC POWERED UNIT:	9 feet per minute maximum.
-DC BATTERY POWERED UNIT:	10 feet per minute maximum

For complete technical specifications please see
ILS-00834 "VPL-3100 Series Residential Vertical Platform Lift Technical Specification"
ILS-00986 "VPL-3200B Series Residential Vertical Platform Lift Technical Specification"

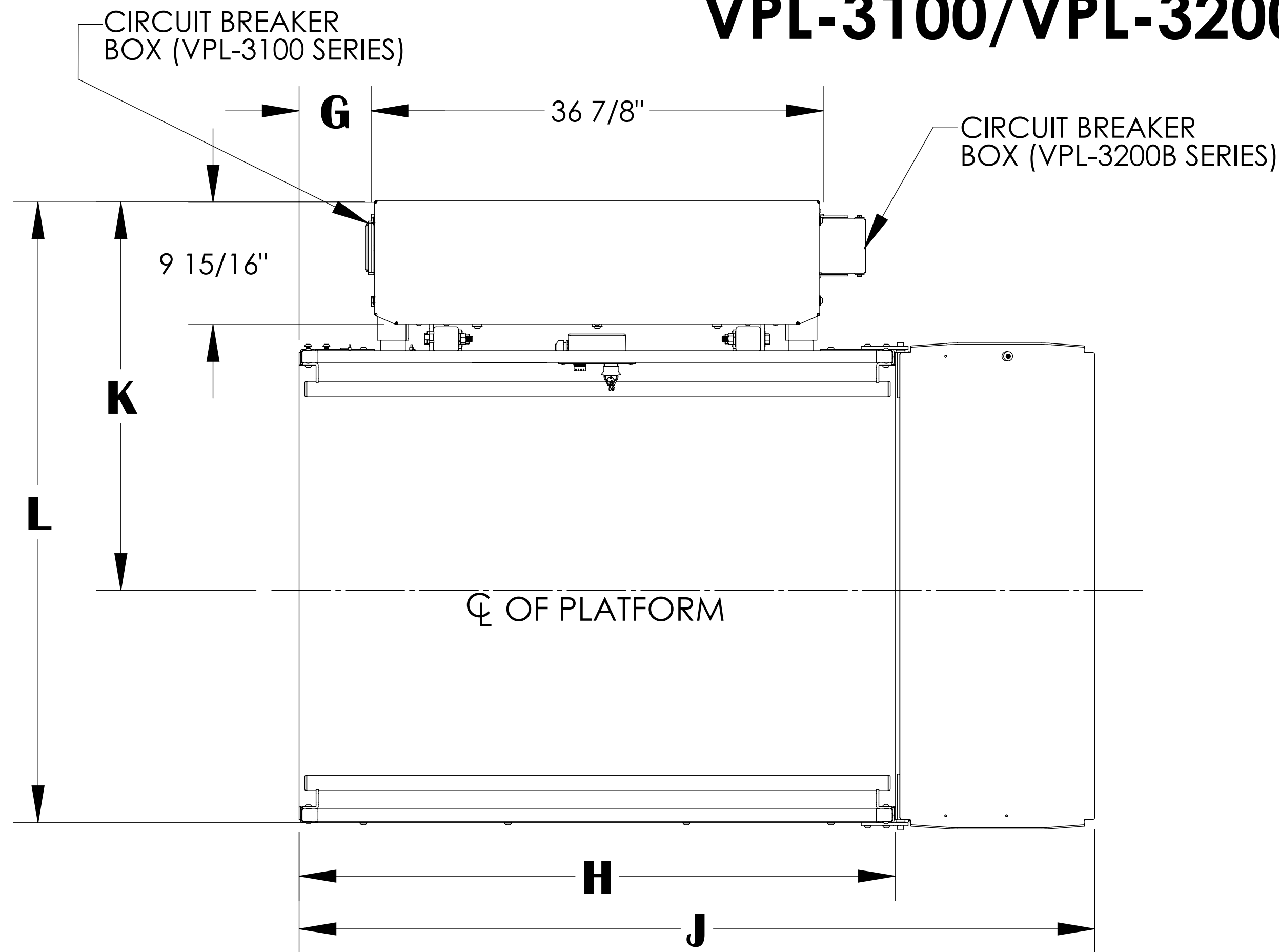
PERFORMANCE STANDARDS

USA FOOD & DRUG ADMINISTRATION: CLASS II, 510(K) Exempt, File No. 890.3930,
Product Code: PCE
ANSI/ASME: A18.1-2014 Section 5 Safety Standards for Platform Lifts and Stairway Chairlifts
CSA B355-15 Lifts for Persons with Physical Disabilities (Residential Application)
ANSI/ASME: CSA B44.1-14/ASME-A17.5-2014 Elevator and Escalator Electrical Equipment



UNENCLOSED STRAIGHT-THRU PLATFORM (NO PIT)

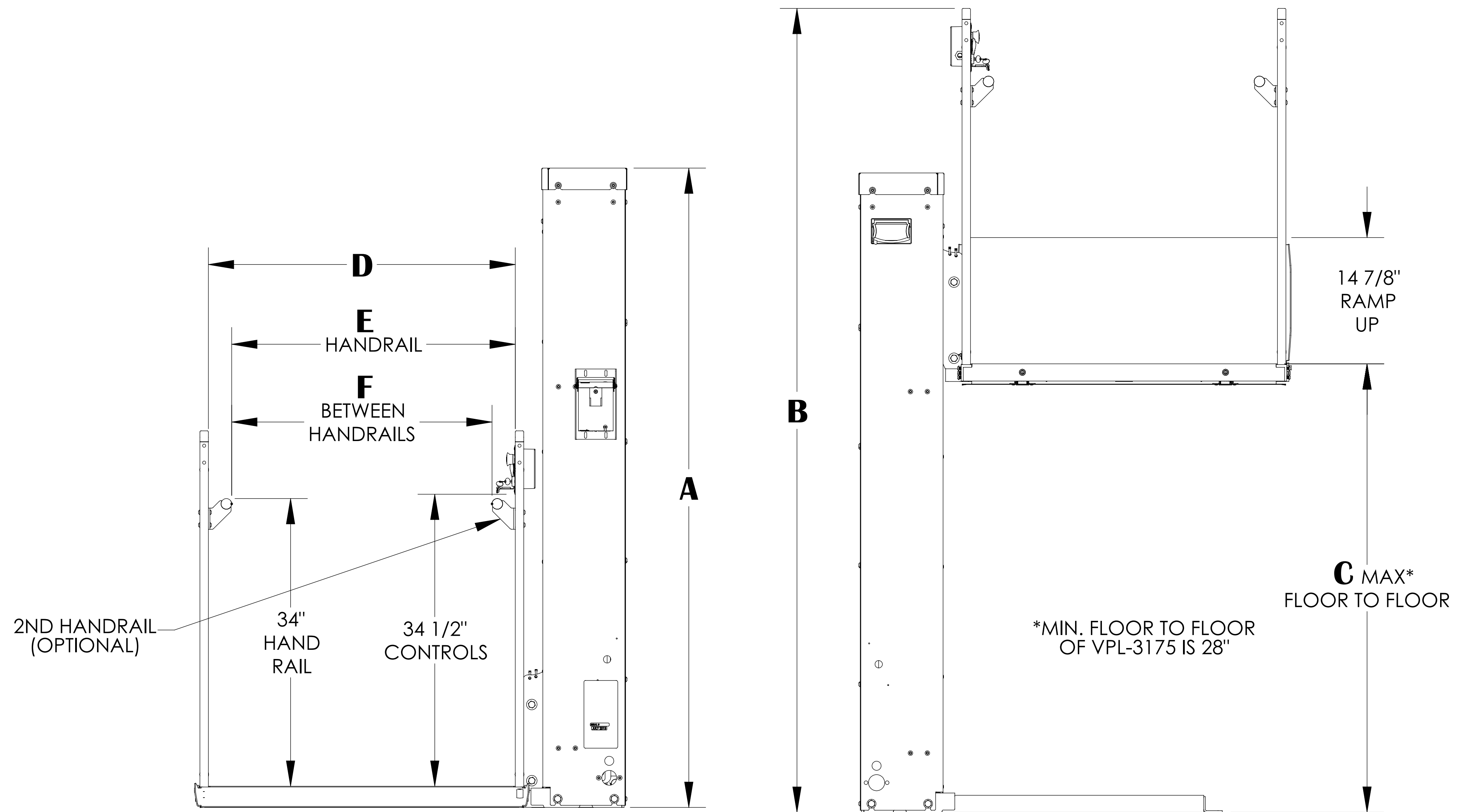
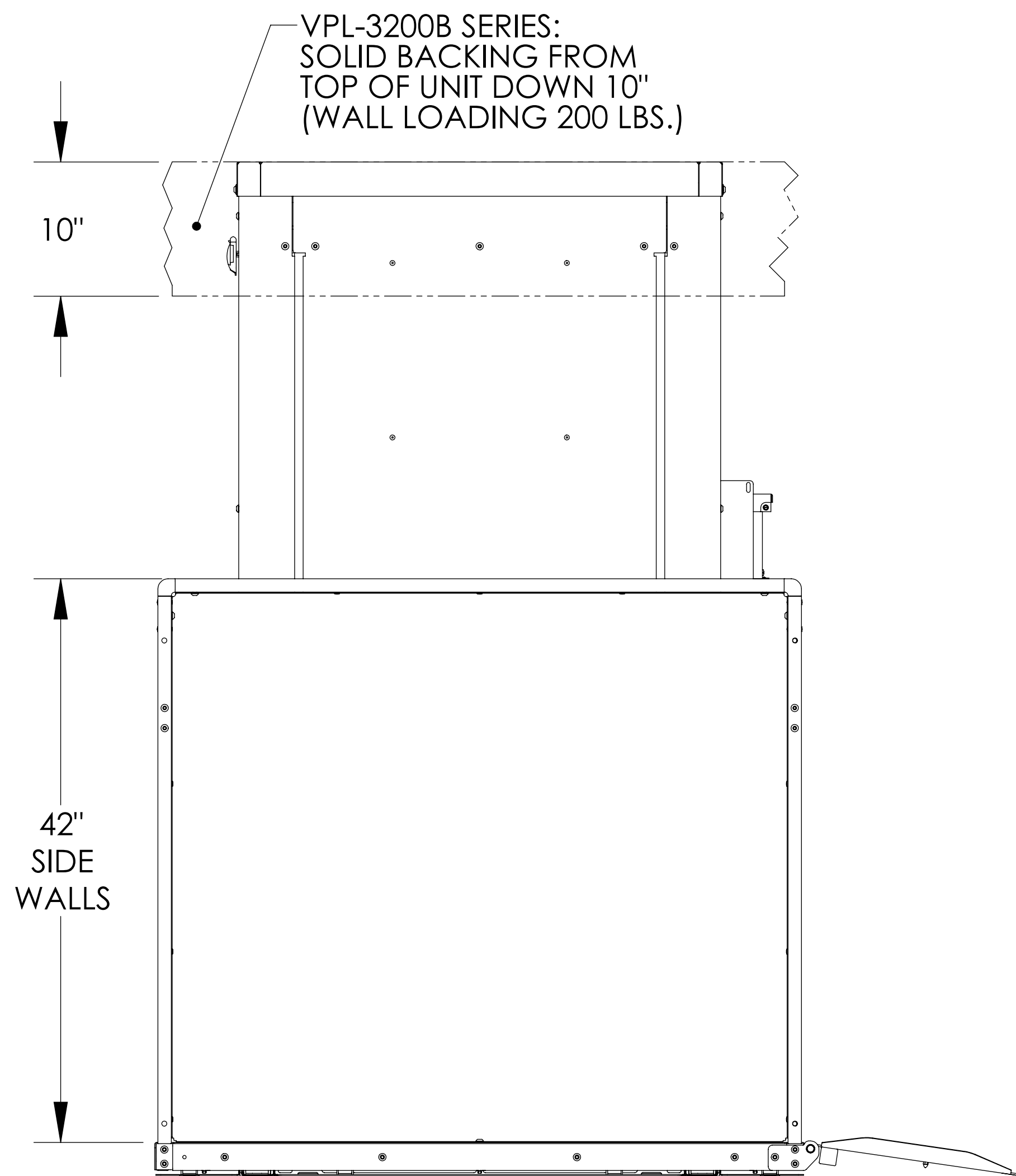
VPL-3100/VPL-3200B SERIES VERTICAL PLATFORM LIFT



RIGHT HAND UNIT SHOWN

	D	E	F	G	H	J	K	L
36" X 48" PLATFORM	36-1/4"	33-1/2"	30-3/4"	5-3/4"	48-7/16"	64-5/8"	31-9/16"	50-13/16"
36" X 54" PLATFORM	36-1/4"	33-1/2"	30-3/4"	8-3/4"	54-7/16"	70-5/8"	31-9/16"	50-13/16"
36" X 60" PLATFORM	36-1/4"	33-1/2"	30-3/4"	11-3/4"	60-7/16"	76-5/8"	31-9/16"	50-13/16"
42" X 60" PLATFORM	42-1/4"	39-1/2"	36-3/4"	11-3/4"	60-7/16"	76-5/8"	34-9/16"	56-13/16"

	A	B	C
VPL-3153	75-9/16"	95"	53"
VPL-3175	97-9/16"	117"	75"
VPL-3210B	148-1/16"	165"	123"
VPL-3212B	172-1/16"	189"	147"
VPL-3214B	196-1/16"	213"	171"



NOTES: 1) ACCESS RAMP CAN BE MOUNTED ON EITHER SIDE OF THE PLATFORM
2) SEE ILS-00938 FOR LANDING GATE DETAIL/ALIGNMENT

ILS-00932
SHEET 2 OF 5
REV. 8 (6440)(8/16/17)(DPG)

Bruno Independent Living Aids, Inc., 1780 Executive Drive, P.O. Box 84, Oconomowoc, WI 53066
Phone (800) 882-8183 Fax (262) 953-5501

Any reproduction or other use of these materials without written permission of Bruno Independent Living Aids, Inc. is expressly prohibited. Bruno Independent Living Aids, Inc. reserves the right to modify or make changes to these specifications at any time without notice.

BRUNO[®]
for your independence
©Bruno Independent Living Aids, Inc.

UNENCLOSED STRAIGHT-THRU PLATFORM (NO PIT)

VPL-3100/VPL-3200B SERIES VERTICAL PLATFORM LIFT ANCHOR POINT LOCATIONS/SLAB DETAIL

TECHNICAL SPECIFICATIONS

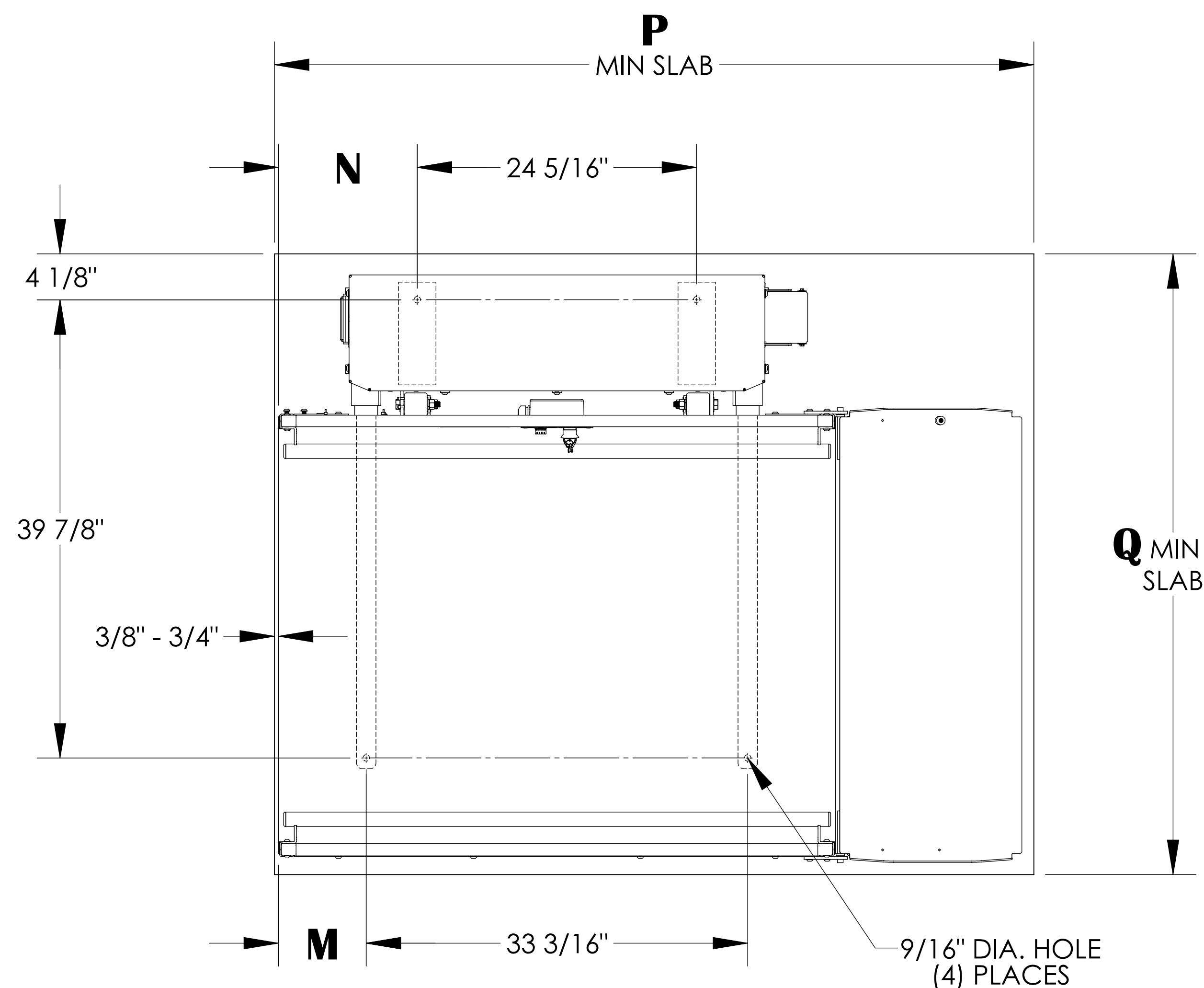
FLOOR ATTACHMENT:

VPL MUST BE FASTENED TO CONCRETE SLAB USING FOUR (4) 1/2" (3/8" BOLT) X MINIMUM 2-1/2" LONG CONCRETE ANCHORS SUITABLE FOR THE ENVIRONMENT. FOLLOW SELECTED CONCRETE ANCHOR MANUFACTURERS GUIDELINES AND APPLICABLE CODES.

FLOOR REQUIREMENTS:

4" THICK 3500 PSI MINIMUM COMPRESSIVE STRENGTH, REINFORCED CONCRETE SLAB.

For complete technical specifications please see
ILS-00834 "VPL-3100 Series Residential Vertical Platform Lift Technical Specification"
ILS-00986 "VPL-3200B Series Residential Vertical Platform Lift Technical Specification"



UNITS WITH STRAIGHT THROUGH PLATFORM

	M	N	P	Q
36" X 48" PLATFORM	7-5/8"	12-1/16"	66"	54"
36" X 54" PLATFORM	10-5/8"	15-1/16"	72"	54"
36" X 60" PLATFORM	13-5/8"	18-1/16"	78"	54"
42" X 60" PLATFORM	13-5/8"	18-1/16"	78"	60"

ILS-00932

SHEET 3 OF 5

REV. 8 (6440)(8/16/17)(DPG)

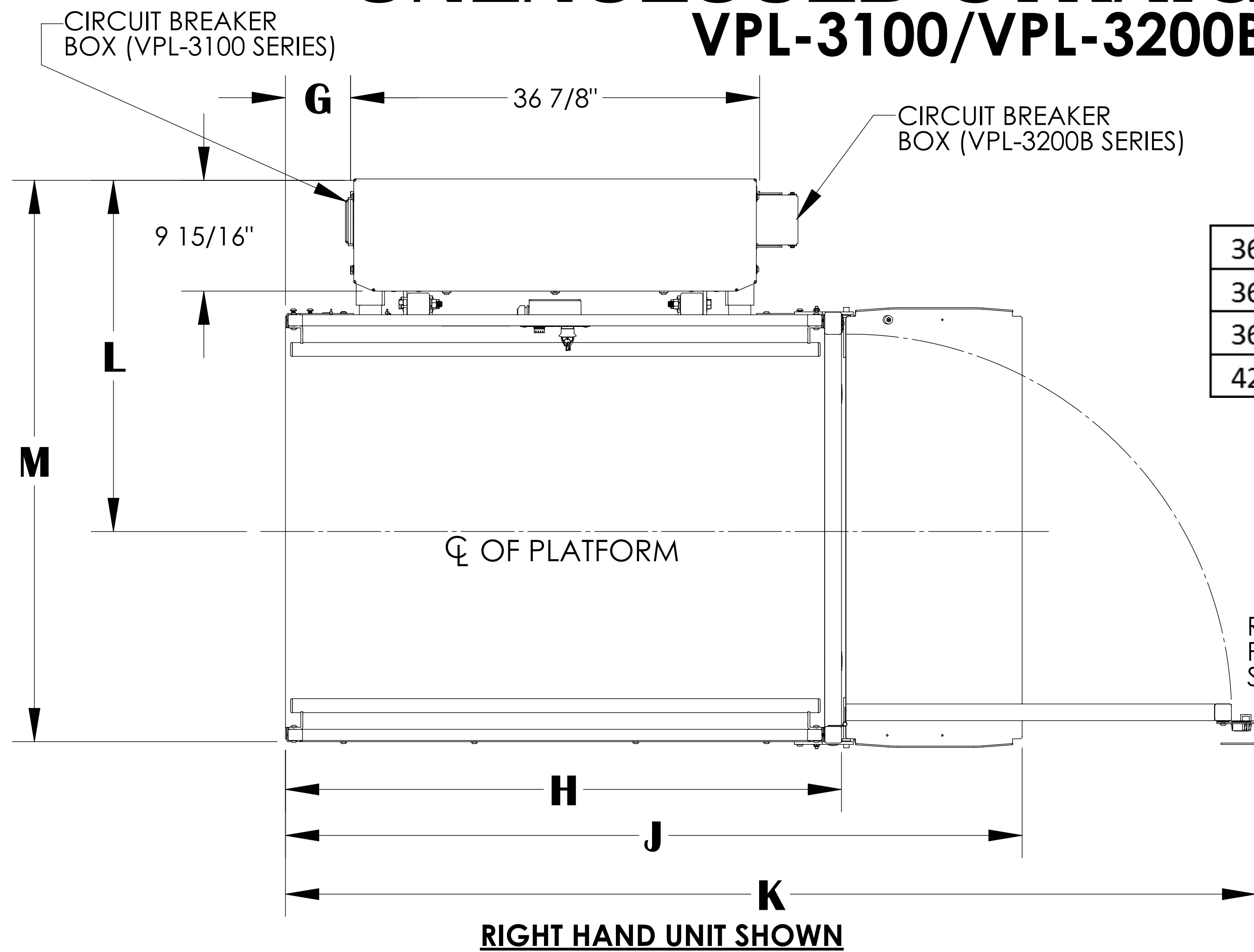
Bruno Independent Living Aids, Inc., 1780 Executive Drive, P.O. Box 84, Oconomowoc, WI 53066
 Phone (800) 882-8183 Fax (262) 953-5501

Any reproduction or other use of these materials without written permission of Bruno Independent Living Aids, Inc. is expressly prohibited. Bruno Independent Living Aids, Inc. reserves the right to modify or make changes to these specifications at any time with out notice.

BRUNO[®]
 for your independence
 ©Bruno Independent Living Aids, Inc.

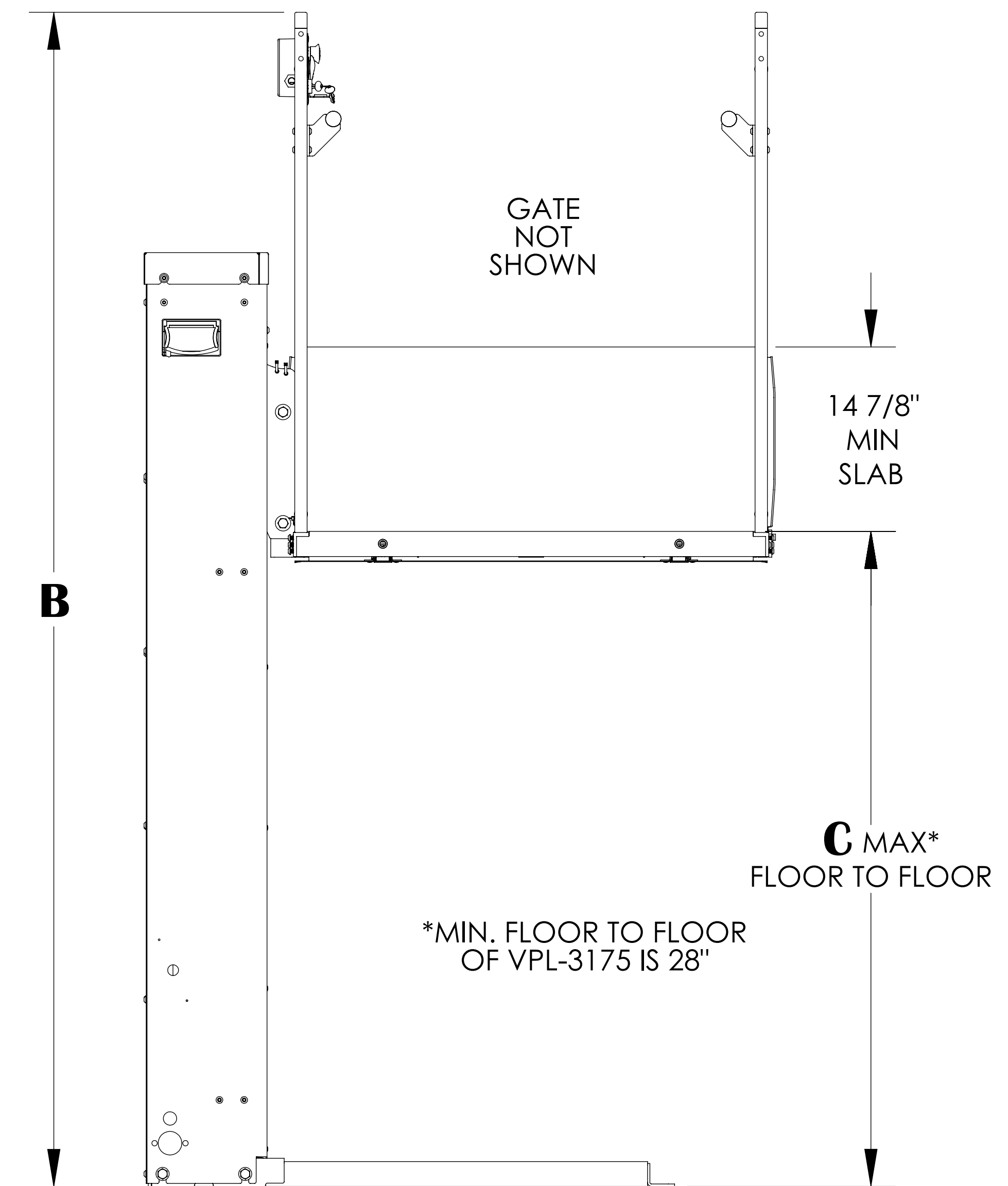
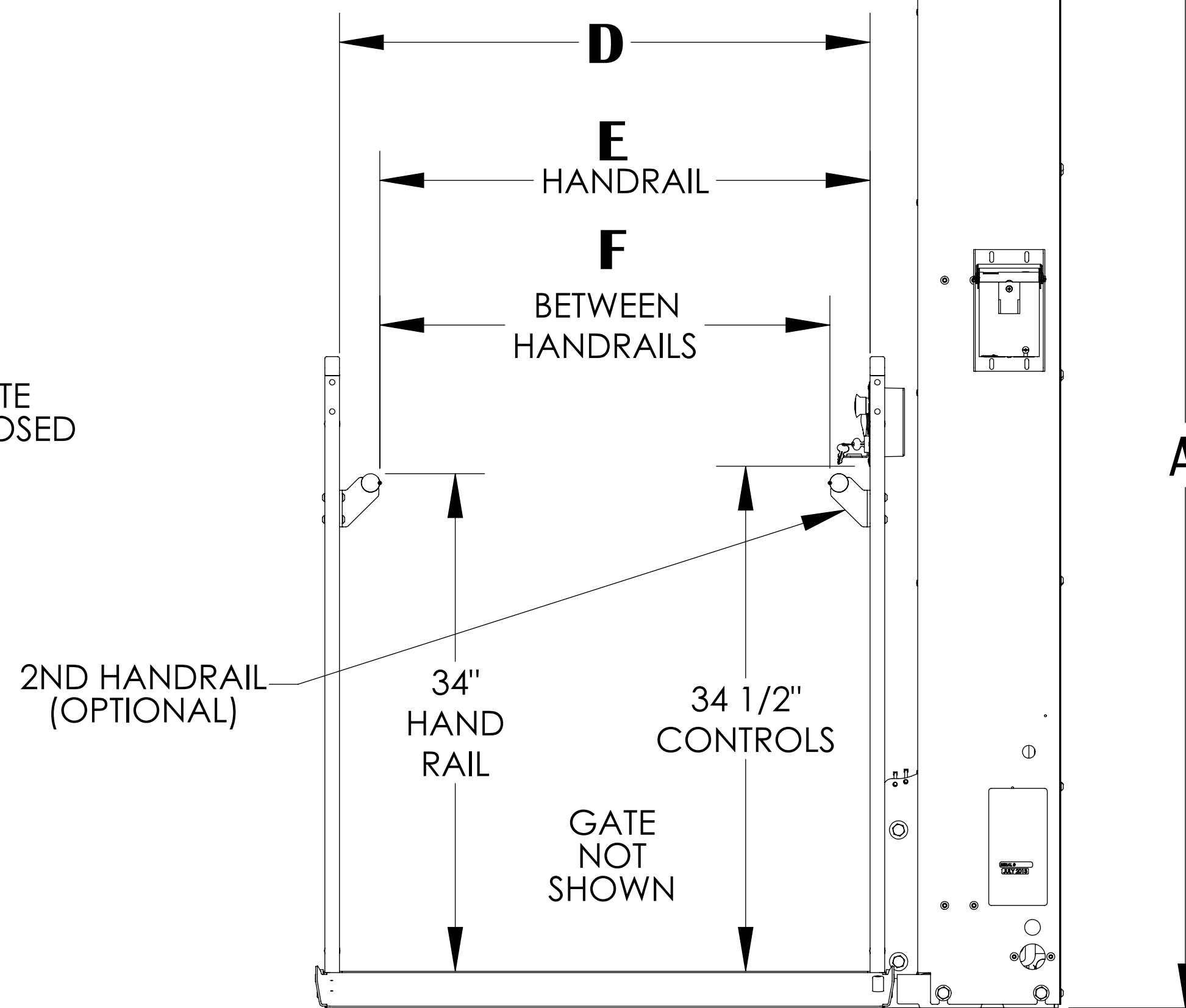
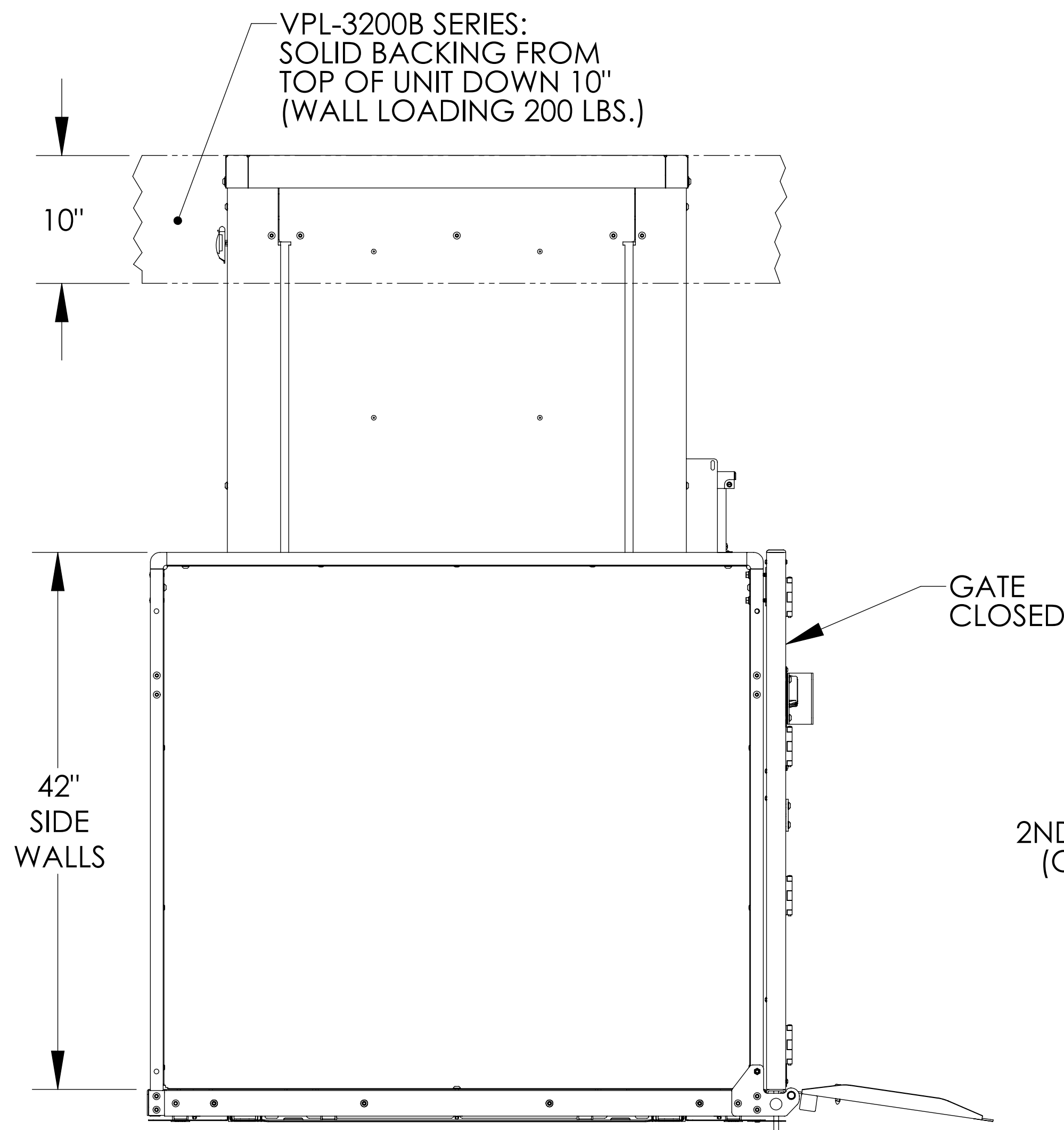
UNENCLOSED STRAIGHT-THRU PLATFORM (NO PIT)

VPL-3100/VPL-3200B SERIES VERTICAL PLATFORM LIFT



	D	E	F	G	H	J	K	L	M
36" X 48" PLATFORM	36-1/4"	33-1/2"	30-3/4"	5-3/4"	49-15/16"	66-1/8"	87-3/16"	31-9/16"	50-13/16"
36" X 54" PLATFORM	36-1/4"	33-1/2"	30-3/4"	8-3/4"	55-15/16"	72-1/8"	93-3/16"	31-9/16"	50-13/16"
36" X 60" PLATFORM	36-1/4"	33-1/2"	30-3/4"	11-3/4"	61-15/16"	78-1/8"	99-3/16"	31-9/16"	50-13/16"
42" X 60" PLATFORM	42-1/4"	39-1/2"	36-3/4"	11-3/4"	61-15/16"	78-1/8"	105-3/16"	34-9/16"	56-13/16"

	A	B	C
VPL-3153	75-9/16"	95"	53"
VPL-3175	97-9/16"	117"	75"
VPL-3210B	148-1/16"	165"	123"
VPL-3212B	172-1/16"	189"	147"
VPL-3214B	196-1/16"	213"	171"



NOTES: 1) ACCESS RAMP & PLATFORM GATE CAN BE MOUNTED ON EITHER SIDE OF THE PLATFORM
2) SEE ILS-00938 FOR LANDING GATE DETAIL/ALIGNMENT

ILS-00932
SHEET 4 OF 5
REV. 8 (6440)(8/16/17)(DPG)

Bruno Independent Living Aids, Inc., 1780 Executive Drive, P.O. Box 84, Oconomowoc, WI 53066
Phone (800) 882-8183 Fax (262) 953-5501
Any reproduction or other use of these materials without written permission of Bruno Independent Living Aids, Inc. is expressly prohibited. Bruno Independent Living Aids, Inc. reserves the right to modify or make changes to these specifications at any time without notice.

BRUNO[®]
for your independence
©Bruno Independent Living Aids, Inc.

UNENCLOSED STRAIGHT-THRU PLATFORM (NO PIT)

VPL-3100/VPL-3200B SERIES VERTICAL PLATFORM LIFT ANCHOR POINT LOCATIONS/SLAB DETAIL

TECHNICAL SPECIFICATIONS

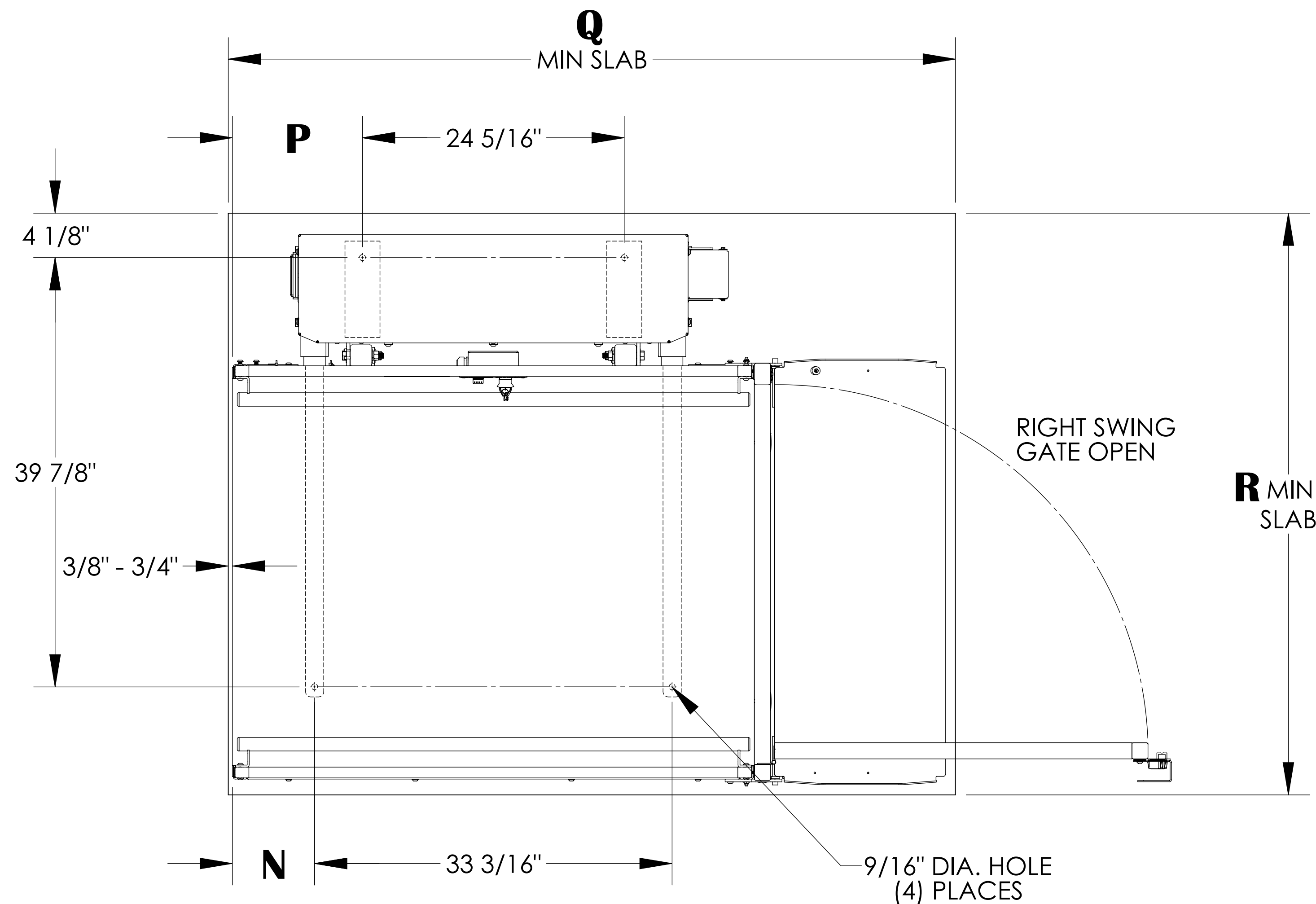
FLOOR ATTACHMENT:

VPL MUST BE FASTENED TO CONCRETE SLAB USING FOUR (4) 1/2" (3/8" BOLT) X MINIMUM 2-1/2" LONG CONCRETE ANCHORS SUITABLE FOR THE ENVIRONMENT. FOLLOW SELECTED CONCRETE ANCHOR MANUFACTURERS GUIDELINES AND APPLICABLE CODES.

FLOOR REQUIREMENTS:

4" THICK 3500 PSI MINIMUM COMPRESSIVE STRENGTH, REINFORCED CONCRETE SLAB.

For complete technical specifications please see
 ILS-00834 "VPL-3100 Series Residential Vertical Platform Lift Technical Specification"
 ILS-00986 "VPL-3200B Series Residential Vertical Platform Lift Technical Specification"



	N	P	Q	R
36" X 48" PLATFORM	7-5/8"	12-1/16"	67-1/2"	54"
36" X 54" PLATFORM	10-5/8"	15-1/16"	73-1/2"	54"
36" X 60" PLATFORM	13-5/8"	18-1/16"	79-1/2"	54"
42" X 60" PLATFORM	13-5/8"	18-1/16"	79-1/2"	60"

UNITS WITH STRAIGHT THROUGH PLATFORM WITH PLATFORM GATE

ILS-00932
SHEET 5 OF 5
REV. 8 (6440)(8/16/17)(DPG)

Bruno Independent Living Aids, Inc., 1780 Executive Drive, P.O. Box 84, Oconomowoc, WI 53066
 Phone (800) 882-8183 Fax (262) 953-5501

Any reproduction or other use of these materials without written permission of Bruno Independent Living Aids, Inc. is expressly prohibited. Bruno Independent Living Aids, Inc. reserves the right to modify or make changes to these specifications at any time with out notice.

BRUNO[®]
 for your independence
 ©Bruno Independent Living Aids, Inc.