

HOISTWAY STRAIGHT-THRU PLATFORM (NO PIT) (COMM)

VPL-3300B SERIES VERTICAL PLATFORM LIFT

TECHNICAL DATA/SPECIFICATIONS *

RATED LOAD:	750 lbs maximum.
INPUT POWER SOURCE:	
-DC BATTERY POWERED UNIT:	110-120 Volt 3 Amp 60 Hz battery charger.
DRIVE:	
-DC BATTERY POWERED UNIT:	VPL-3353B/VPL-3375B: 1/2 hp motor, 1750 rpm, 24 VDC, continuous duty.
	VPL-3310B/VPL-3312B/VPL-3314B: 1 hp motor, 1750 rpm, 24 VDC, continuous duty.
INTERMEDIATE REDUCTION:	Dual 4L style Poly-V belts and pulleys, 3.94:1 pulley reduction.
FINAL DRIVE:	VPL-3353B/VPL-3375B: 1" dia. ACME screw w/bronze nut and bronze safety back up nut.
	VPL-3310B/VPL-3312B/VPL-3314B: 1.25 dia. ACME screw w/bronze nut and bronze safety back up nut.
MOTOR CONTROLLER:	
-DC BATTERY POWERED UNIT:	24 VDC Relay control.
SPEED:	
-DC BATTERY POWERED UNIT:	10 feet per minute maximum

PERFORMANCE STANDARDS

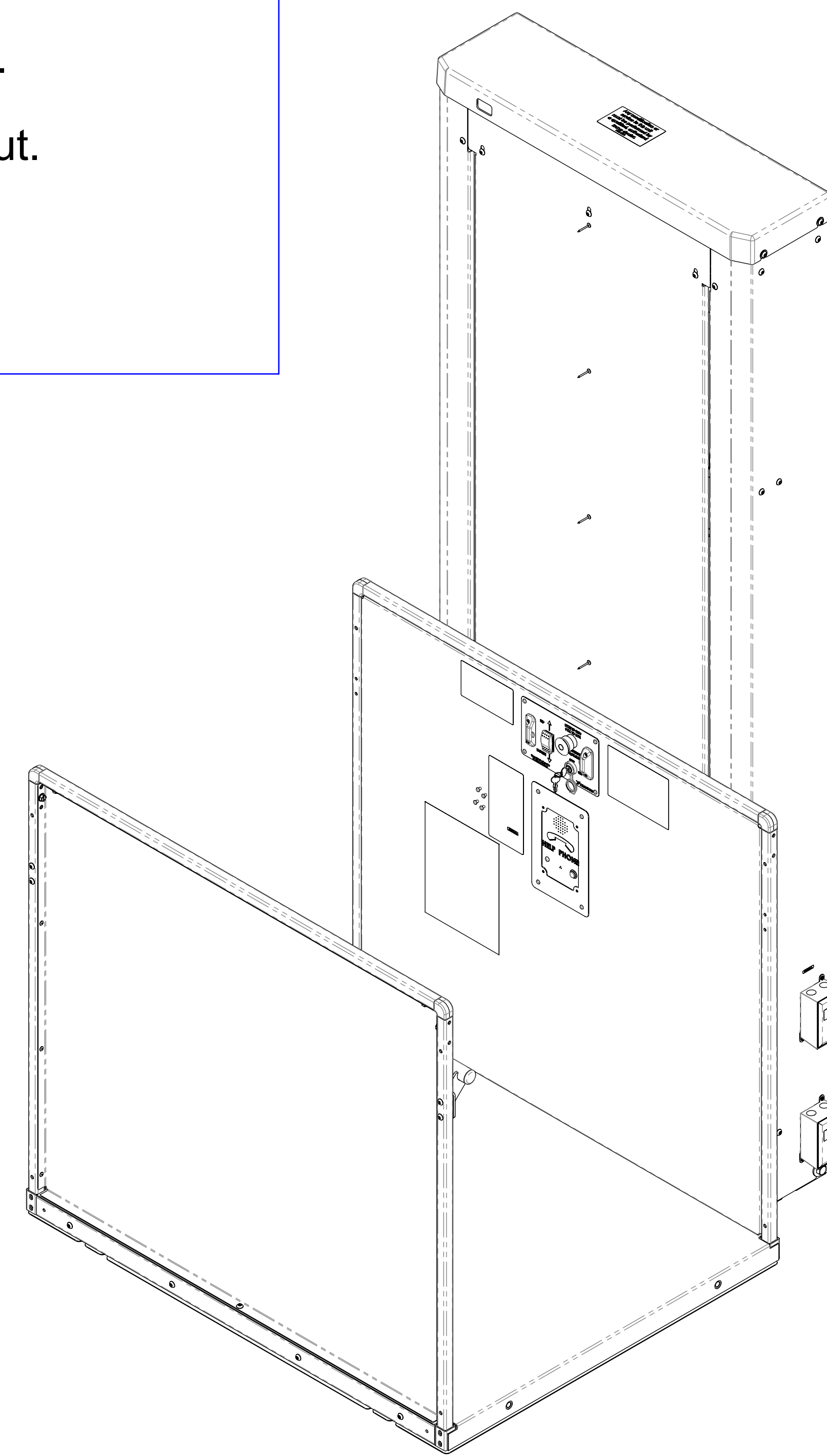
USA FOOD & DRUG ADMINISTRATION: CLASS II, 510(K) Exempt, File No. 890.3930,
Product Code: PCE

ASME A18.1 (Section 2) Safety Standards for Platform Lifts and Stairway Chairlifts *

CSA B355 Lifts for Persons with Physical Disabilities *

CSA B44.1/ASME A17.5 Elevator and Escalator Electrical Equipment *

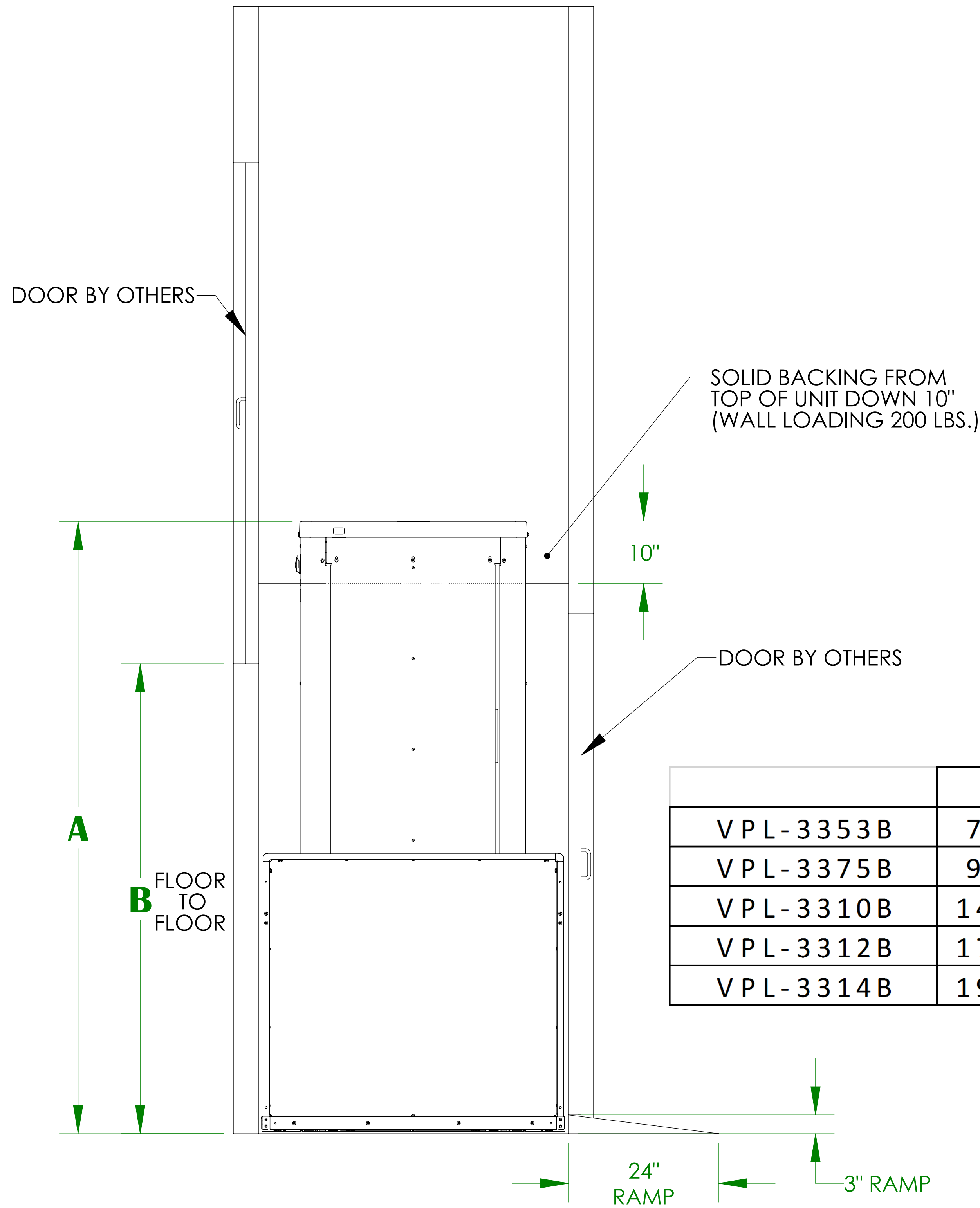
* For complete technical specifications and performance standards years of compliance please see:
ILS-01100 "VPL-3300B Series Commercial Vertical Platform Lift Technical Specification"



HOISTWAY STRAIGHT-THRU PLATFORM (NO PIT) (COMM)

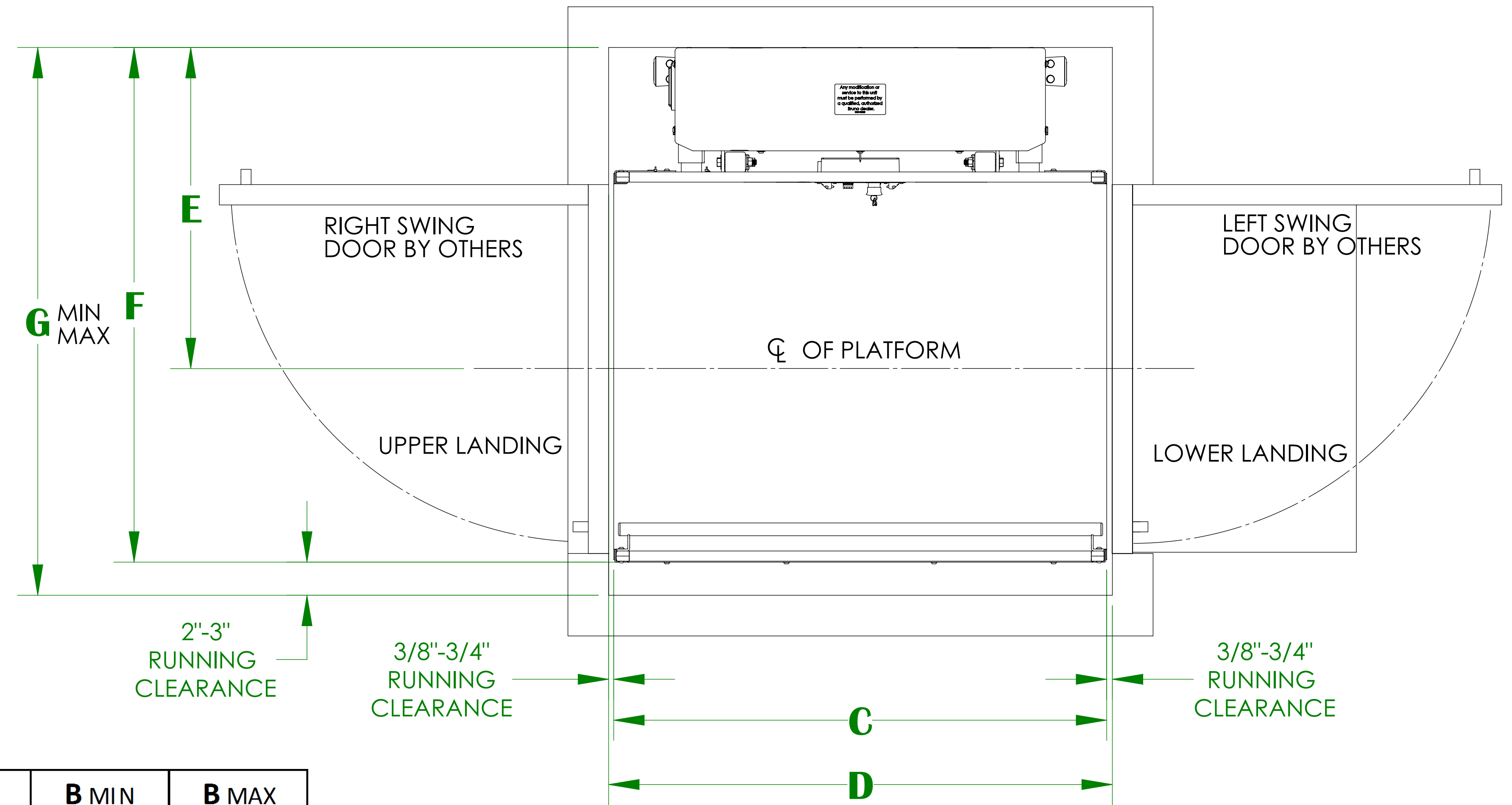
VPL-3300B SERIES VERTICAL PLATFORM LIFT

	C	D	E	F	G MIN	G MAX
36" X 48" PLATFORM	48-7/16"	49-3/16" - 49-15/16"	31-9/16"	50-13/16"	52-13/16"	53-13/16"
36" X 54" PLATFORM	54-7/16"	55-3/16" - 55-15/16"	31-9/16"	50-13/16"	52-13/16"	53-13/16"
36" X 60" PLATFORM	60-7/16"	61-3/16" - 61-15/16"	31-9/16"	50-13/16"	52-13/16"	53-13/16"
42" X 60" PLATFORM	60-7/16"	61-3/16" - 61-15/16"	34-9/16"	56-13/16"	58-13/16"	59-13/16"



ELEVATION VIEW
(RIGHT HAND UNIT SHOWN)

	A	B MIN	B MAX
V P L - 3353 B	75-9/16"	11"	53"
V P L - 3375 B	97-9/16"	32"	75"
V P L - 3310 B	148-1/16"	75"	123"
V P L - 3312 B	172-1/16"	75"	147"
V P L - 3314 B	196-1/16"	75"	171"



PLAN VIEW
(RIGHT HAND UNIT SHOWN)

NOTES:

1. HOISTWAY IN ACCORDANCE WITH SAFETY CODES (ASME -A18.1) AND TO LOCAL CODES AND REGULATIONS. HOISTWAY TO BE FIRE RATED IN ACCORDANCE WITH APPLICABLE BUILDING CODES IF REQUIRED BY SUCH CODES.
2. PLUMB HOISTWAY DUE TO CLOSE RUNNING CLEARANCES. MUST BE CONSTRUCTED PLUMB ($\pm 1/8$ IN) AND SQUARE AND TO SIZE SHOWN.
3. NO CONDUIT, WIRING OR PIPING OTHER THAN THAT PERTAINING TO THE UNIT IS PERMITTED IN THE HOISTWAY.

Bruno Independent Living Aids, Inc., 1780 Executive Drive, P.O. Box 84, Oconomowoc, WI 53066
Phone (800) 882-8183 Fax (262) 953-5501

Any reproduction or other use of these materials without written permission of Bruno Independent Living Aids, Inc. is expressly prohibited. Bruno Independent Living Aids, Inc. reserves the right to modify or make changes to these specifications at any time with out notice.

HOISTWAY STRAIGHT-THRU PLATFORM (NO PIT) (COMM)

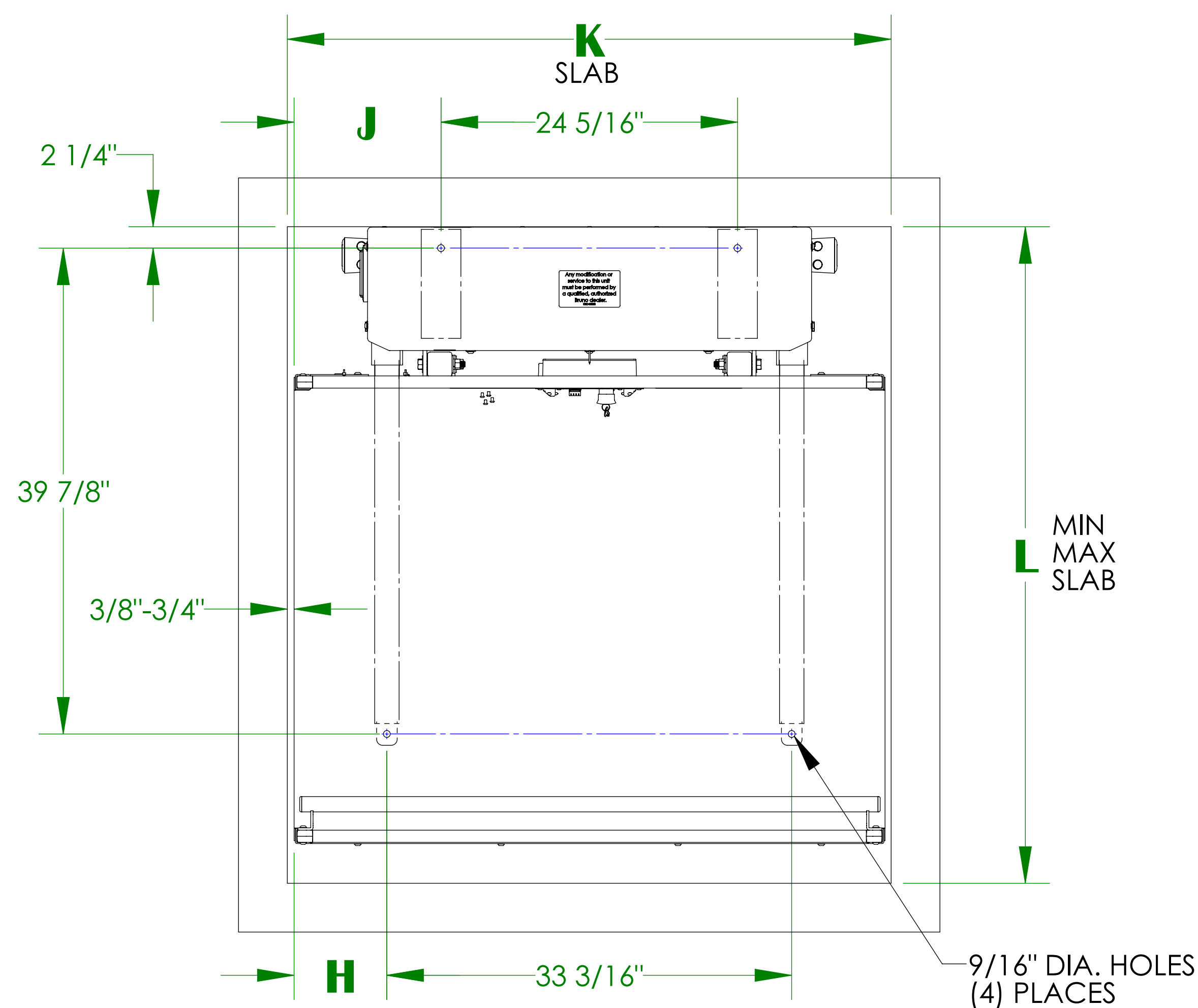
VPL-3300B SERIES VERTICAL PLATFORM LIFT ANCHOR POINT LOCATIONS/SLAB DETAIL

TECHNICAL SPECIFICATIONS *

FLOOR ATTACHMENT:
VPL MUST BE FASTENED TO CONCRETE SLAB USING FOUR (4) 1/2" (3/8" BOLT) X MINIMUM 2-1/2" LONG CONCRETE ANCHORS SUITABLE FOR THE ENVIRONMENT. FOLLOW SELECTED CONCRETE ANCHOR MANUFACTURERS GUIDELINES AND APPLICABLE CODES.

FLOOR REQUIREMENTS:
4" THICK 3500 PSI MINIMUM COMPRESSIVE STRENGTH, REINFORCED CONCRETE SLAB.

* For complete technical specifications please see
ILS-01100 "VPL-3300B Series Commercial Vertical Platform Lift Technical Specification"



UNITS WITH STRAIGHT THROUGH PLATFORM

	H	J	K	L MIN	L MAX
36" X 48" PLATFORM	7-5/8"	12-1/16"	49-3/16" - 49-15/16"	52-13/16"	53-13/16"
36" X 54" PLATFORM	10-5/8"	15-1/16"	55-3/16" - 55-15/16"	52-13/16"	53-13/16"
36" X 60" PLATFORM	13-5/8"	18-1/16"	61-3/16" - 61-15/16"	52-13/16"	53-13/16"
42" X 60" PLATFORM	13-5/8"	18-1/16"	61-3/16" - 61-15/16"	58-13/16"	59-13/16"